

2022

HIGH-QUALITY OCCUPATIONS IN THE INLAND EMPIRE/DESERT REGION

Riverside & San Bernardino
Counties, California



C·O·E

CENTERS OF EXCELLENCE
FOR LABOR MARKET RESEARCH

High-Quality Occupations



100+
Annual Job Openings



\$24.36+ Per Hour
\$51,452 Annual
Median earnings

Introduction

The Inland Empire/Desert Region Community Colleges are focused on creating high-quality occupational training for students that lead to in-demand and high-wage jobs that also meet employment demand now and in the future.

For this study, in-demand jobs are projected to have at least 100 annual job openings over the next five years. Job openings represent available job opportunities due to new job growth and replacement need. High-wage jobs are those that earn a median wage of at least \$24.36 per hour (or \$51,452 annually); the regional self-sustainable hourly rate for a single adult with one school-age child. Occupations that meet both the in-demand and high-wage criteria are considered high-quality jobs.

The occupations are categorized by community college priority & emerging sector and typical education-level (high school-level, community college-level, or bachelor's degree-level). Definitions for all categories are available at the end of this resource.

Community College Sectors

Click an icon to go to that page.



Agriculture, Water, &
Environmental Technologies



Advanced Manufacturing



Advanced Transportation
& Logistics



Business &
Entrepreneurship



Education & Human
Development



Energy, Construction,
& Utilities



Health



Information and Communication
Technology/Digital Media



Retail, Hospitality,
& Tourism



Public Safety

2022 HIGH-QUALITY OCCUPATIONS



Advanced Manufacturing

The manufacturing sector comprises establishments engaged in the mechanical, physical, or chemical transformation of materials, substances, or components into new products. This sector includes traditional manufacturing work in addition to jobs and careers dedicated to customization, scalability, and technologies that improve the entire manufacturing process.¹ This sector aligns with the California Department of Education (CDE) manufacturing and product development sector.

High-Quality Advanced Manufacturing Occupations	Education Level	Annual Job Openings	Median Hourly Earnings	Median Annual Earnings
First-Line Supervisors of Production and Operating Workers		496	\$30.06	\$62,515
First-Line Supervisors of Mechanics, Installers, and Repairers		487	\$38.42	\$79,914
Industrial Machinery Mechanics		315	\$30.64	\$63,733
Industrial Engineers		119	\$38.60	\$80,290
Mechanical Engineers		100	\$42.13	\$87,632















Education Level: High School Community College Associate Degree or Certificate Bachelor's Degree






¹ "North American Industry Classification System (NAICS)," U.S. Census Bureau

2022 HIGH-QUALITY OCCUPATIONS

Additional advanced manufacturing occupational job opportunities are available to students in the local economy that meet at least the in-demand or the high-wage criteria. The occupations below represent jobs that do not meet the strict in-demand or high-wage (\$24.36 or greater per hour) criteria established in this study but that are expected to have at least 50 annual job openings. Criteria not met are *italicized*.

In-Demand or High-Wage Advanced Manufacturing Occupations	Education Level	Annual Job Openings	Median Hourly Earnings	Median Annual Earnings
Miscellaneous Assemblers and Fabricators		1,174	<i>\$14.80</i>	<i>\$30,778</i>
Packaging and Filling Machine Operators and Tenders		591	<i>\$15.16</i>	<i>\$31,534</i>
Machinists		360	<i>\$20.06</i>	<i>\$41,727</i>
Helpers—Production Workers		346	<i>\$14.64</i>	<i>\$30,450</i>
Weighers, Measurers, Checkers, and Samplers, Recordkeeping		240	<i>\$17.26</i>	<i>\$35,908</i>
Molding, Coremaking, and Casting Machine Setters, Operators, and Tenders, Metal and Plastic		217	<i>\$15.37</i>	<i>\$31,970</i>
Cutting, Punching, and Press Machine Setters, Operators, and Tenders, Metal and Plastic		199	<i>\$17.46</i>	<i>\$36,316</i>
Food Batchmakers		189	<i>\$14.93</i>	<i>\$31,062</i>
Mixing and Blending Machine Setters, Operators, and Tenders		117	<i>\$17.59</i>	<i>\$36,585</i>
Extruding and Drawing Machine Setters, Operators, and Tenders, Metal and Plastic		105	<i>\$15.44</i>	<i>\$32,118</i>
Electrical and Electronic Engineering Technologists and Technicians		87	<i>\$34.92</i>	<i>\$72,639</i>
Electrical Engineers		84	<i>\$46.40</i>	<i>\$96,503</i>
Maintenance Workers, Machinery		81	<i>\$25.83</i>	<i>\$53,725</i>
Electrical and Electronics Repairers, Commercial and Industrial Equipment		51	<i>\$34.40</i>	<i>\$71,542</i>






Education Level:  High School  Community College Associate Degree or Certificate  Bachelor's Degree




2022 **HIGH-QUALITY** OCCUPATIONS

ATL

Advanced Transportation & Logistics

The advanced transportation & logistics sector includes industries providing transportation of passengers and cargo, warehousing and storage for goods, and support activities related to modes of transportation. The modes of transportation are air, rail, water, road, and pipeline. Support activities include the routine repair and maintenance of transportation equipment, such as aircraft, railroad rolling stock, cars, trucks, and ships. Many establishments in this sector often operate on networks with physical facilities, labor forces, and equipment spread over an extensive geographic area.² This sector aligns with the CDE transportation sector.

High-Quality Transportation & Logistics Occupations	Education Level	Annual Job Openings	Median Hourly Earnings	Median Annual Earnings
First-Line Supervisors of Transportation and Material Moving Workers, Except Aircraft Cargo Handling Supervisors		1,292	\$28.42	\$59,109
Transportation, Storage, and Distribution Managers		273	\$44.41	\$92,374
Mobile Heavy Equipment Mechanics, Except Engines		250	\$30.32	\$63,067
Logisticians		207	\$38.58	\$80,238
Aircraft Mechanics and Service Technicians		161	\$35.48	\$73,798


















Education Level:  High School  Community College Associate Degree or Certificate  Bachelor's Degree






² "READY Career Education Poster," Inland Empire/Desert Regional Consortium

2022 HIGH-QUALITY OCCUPATIONS

Additional advanced transportation & logistics occupations are available to students in the local economy. The occupations below represent jobs that do not meet the strict in-demand or high-wage (\$24.36 or greater per hour) criteria established in this study but that are expected to have at least 50 annual job openings. Criteria not met are *italicized*.

In-Demand or High-Wage Transportation & Logistics Occupations	Education Level	Annual Job Openings	Median Hourly Earnings	Median Annual Earnings
Stockers and Order Fillers		10,480	<i>\$15.34</i>	<i>\$31,917</i>
Heavy and Tractor-Trailer Truck Drivers		4,467	<i>\$23.81</i>	<i>\$49,518</i>
Light Truck Drivers		2,262	<i>\$21.05</i>	<i>\$43,787</i>
Passenger Vehicle Drivers, Except Bus Drivers, Transit and Intercity		1,259	<i>\$16.76</i>	<i>\$34,863</i>
Shipping, Receiving, and Inventory Clerks		1,219	<i>\$16.87</i>	<i>\$35,097</i>
Automotive Service Technicians and Mechanics		1,189	<i>\$20.57</i>	<i>\$42,787</i>
Driver/Sales Workers		893	<i>\$15.88</i>	<i>\$33,034</i>
Production, Planning, and Expediting Clerks		594	<i>\$23.00</i>	<i>\$47,836</i>
Bus and Truck Mechanics and Diesel Engine Specialists		457	<i>\$23.94</i>	<i>\$49,799</i>
Dispatchers, Except Police, Fire, and Ambulance		256	<i>\$18.50</i>	<i>\$38,484</i>
Tire Repairers and Changers		169	<i>\$14.67</i>	<i>\$30,511</i>
Couriers and Messengers		150	<i>\$17.58</i>	<i>\$36,562</i>
Bus Drivers, Transit and Intercity		139	<i>\$21.75</i>	<i>\$45,250</i>
Airline Pilots, Copilots, and Flight Engineers		72	<i>\$91.18</i>	<i>\$189,656</i>
Railroad Conductors and Yardmasters		66	<i>\$39.19</i>	<i>\$81,522</i>
Locomotive Engineers		59	<i>\$46.13</i>	<i>\$95,952</i>
Commercial Pilots		55	<i>\$38.17</i>	<i>\$79,391</i>

Education Level:  High School  Community College Associate Degree or Certificate  Bachelor's Degree

2022 HIGH-QUALITY OCCUPATIONS



Business & Entrepreneurship







Community college business & entrepreneurship programs provide skills that span industries engaged in commerce and the public sector. This sector may be considered a catch-all for a variety of activities that span multiple industries. For example, accountants and management skills are necessary for nearly every business, public and private. Training is also available in marketing, office support, real estate, sales, cosmetology, and more.³ This sector aligns with the CDE business and finance and marketing, sales, and services sectors.




High-Quality Business & Entrepreneurship Occupations	Education Level	Annual Job Openings	Median Hourly Earnings	Median Annual Earnings
General and Operations Managers		1,921	\$47.43	\$98,651
First-Line Supervisors of Office and Administrative Support Workers		1,634	\$28.34	\$58,944
Sales Representatives, Wholesale and Manufacturing, Except Technical and Scientific Products		1,388	\$28.62	\$59,531
Accountants and Auditors		812	\$34.75	\$72,275
Management Analysts		711	\$38.42	\$79,918
Human Resources Specialists		641	\$30.99	\$64,456
Market Research Analysts and Marketing Specialists		516	\$25.34	\$52,709
Real Estate Sales Agents		455	\$27.76	\$57,733
Financial Managers		450	\$54.39	\$113,123
Sales Managers		433	\$46.40	\$96,511
Executive Secretaries and Executive Administrative Assistants		378	\$31.47	\$65,466
Buyers and Purchasing Agents		346	\$27.97	\$58,168
First-Line Supervisors of Non-Retail Sales Workers		323	\$25.82	\$53,711
Securities, Commodities, and Financial Services Sales Agents		309	\$25.95	\$53,966
Property, Real Estate, and Community Association Managers		308	\$32.43	\$67,461
Administrative Services and Facilities Managers		283	\$47.01	\$97,790
Cost Estimators		281	\$31.42	\$65,350
Chief Executives		199	\$77.33	\$160,850
Loan Officers		161	\$33.02	\$68,677
Real Estate Brokers		154	\$32.88	\$68,391
Sales Representatives, Wholesale and Manufacturing, Technical and Scientific Products		148	\$41.81	\$86,968

continued
















³ READY Career Education Poster," Inland Empire/Desert Regional Consortium




2022 HIGH-QUALITY OCCUPATIONS

High-Quality Business & Entrepreneurship Occupations	Education Level	Annual Job Openings	Median Hourly Earnings	Median Annual Earnings
Public Relations Specialists		139	\$29.09	\$60,508
Human Resources Managers		128	\$54.16	\$112,662
Personal Financial Advisors		123	\$36.87	\$76,699
Marketing Managers		122	\$49.67	\$103,315
Claims Adjusters, Examiners, and Investigators		119	\$39.07	\$81,261
Industrial Production Managers		109	\$47.16	\$98,099

Education Level:  High School  Community College Associate Degree or Certificate  Bachelor's Degree

Additional business & entrepreneurship occupations are available to students in the local economy. The occupations below represent jobs that do not meet the strict in-demand or high-wage (\$24.36 or greater per hour) criteria established in this study but that are expected to have at least 50 annual job openings. Criteria not met are *italicized*.

In-Demand or High-Wage Business & Entrepreneurship Occupations	Education Level	Annual Job Openings	Median Hourly Earnings	Median Annual Earnings
Office Clerks, General		3,545	\$17.70	\$36,821
Secretaries and Administrative Assistants, Except Legal, Medical, and Executive		2,100	\$20.65	\$42,962
Bookkeeping, Accounting, and Auditing Clerks		1,711	\$21.26	\$44,216
Receptionists and Information Clerks		1,057	\$14.94	\$31,080
Sales Representatives of Services, Except Advertising, Insurance, Financial Services, and Travel		1,042	\$23.29	\$48,434
Insurance Sales Agents		554	\$22.22	\$46,223
Billing and Posting Clerks		467	\$18.16	\$37,769
Insurance Claims and Policy Processing Clerks		209	\$21.83	\$45,398
Payroll and Timekeeping Clerks		174	\$23.72	\$49,345
Human Resources Assistants, Except Payroll and Timekeeping		130	\$22.04	\$45,850
File Clerks		126	\$17.48	\$36,363
Advertising Sales Agents		83	\$32.28	\$67,144
Labor Relations Specialists		57	\$38.20	\$79,450
Property Appraisers and Assessors		52	\$30.91	\$64,301
Fundraisers		51	\$29.10	\$60,522

Education Level:  High School  Community College Associate Degree or Certificate  Bachelor's Degree

2022 HIGH-QUALITY OCCUPATIONS



Energy, Construction, & Utilities

The energy, construction, & utilities sector comprises establishments primarily engaged in the construction, alteration, maintenance, and repair of distribution lines and related buildings and structures for utilities (i.e., water, sewer, petroleum, gas, power, and communication). This sector employs specialty trade contractors, whose primary activity is the utilization of occupation-specific skills that contribute to the completion of projects.⁴ This sector aligns with the CDE building and construction trades, energy environment and utilities, and engineering and architecture sectors.











High-Quality Energy, Construction, & Utilities Occupations	Education Level	Annual Job Openings	Median Hourly Earnings	Median Annual Earnings
First-Line Supervisors of Construction Trades and Extraction Workers		876	\$30.74	\$63,947
Plumbers, Pipefitters, and Steamfitters		710	\$26.32	\$54,750
Construction Managers		525	\$34.20	\$71,140
Operating Engineers and Other Construction Equipment Operators		518	\$36.62	\$76,167
Civil Engineers		297	\$52.03	\$108,227
Structural Iron and Steel Workers		200	\$33.51	\$69,693
Construction and Building Inspectors		180	\$39.64	\$82,442
Sheet Metal Workers		168	\$27.09	\$56,357
Water and Wastewater Treatment Plant and System Operators		135	\$34.29	\$71,332
Architectural and Civil Drafters		120	\$25.22	\$52,448
Architectural and Engineering Managers		119	\$74.99	\$155,973
Electrical Power-Line Installers and Repairers		105	\$41.06	\$85,399
Glaziers		101	\$24.58	\$51,137




Education Level: High School Community College Associate Degree or Certificate Bachelor's Degree

4 READY Career Education Poster," Inland Empire/Desert Regional Consortium

2022 HIGH-QUALITY OCCUPATIONS

Additional energy, construction, & utilities occupations are available to students in the local economy. The occupations below represent jobs that do not meet the strict in-demand or high-wage (\$24.36 or greater per hour) criteria established in this study but that are expected to have at least 50 annual job openings. Criteria not met are italicized. Criteria not met are *italicized*.

In-Demand or High-Wage Energy, Construction, & Utilities Occupations	Education Level	Annual Job Openings	Median Hourly Earnings	Median Annual Earnings
Carpenters	 High School	2,026	\$23.57	\$49,032
Maintenance and Repair Workers, General	 High School	1,566	\$21.57	\$44,869
Electricians	 Community College Associate Degree or Certificate	1,136	\$24.00	\$49,923
Heating, Air Conditioning, and Refrigeration Mechanics and Installers	 Community College Associate Degree or Certificate	489	\$22.89	\$47,609
Helpers—Electricians	 High School	200	\$17.83	\$37,088
Cabinetmakers and Bench Carpenters	 High School	132	\$15.22	\$31,658
Security and Fire Alarm Systems Installers	 High School	92	\$25.38	\$52,781
Architects, Except Landscape and Naval	 Bachelor's Degree	79	\$34.32	\$71,376
Civil Engineering Technologists and Technicians	 Community College Associate Degree or Certificate	74	\$29.78	\$61,934
Brickmasons and Blockmasons	 Community College Associate Degree or Certificate	73	\$25.40	\$52,822

Education Level:  High School  Community College Associate Degree or Certificate  Bachelor's Degree













2022 HIGH-QUALITY OCCUPATIONS

ED







Education & Human Development




Education & human development programs make a positive difference in the lives of young children. Professionals who follow this path tend to be good communicators with the ability to empathize with people from diverse backgrounds. ⁵ This sector aligns with the CDE education, child development, and family services sector.

High-Quality Education & Human Development Occupations	Education Level	Annual Job Openings	Median Hourly Earnings	Median Annual Earnings
Elementary School Teachers, Except Special Education		1,589	\$44.51	\$92,574
Secondary School Teachers, Except Special and Career/Technical Education		882	\$42.91	\$89,260
Middle School Teachers, Except Special and Career/Technical Education		420	\$42.84	\$89,098
Training and Development Specialists		322	\$31.04	\$64,558
Social and Community Service Managers		259	\$34.46	\$71,683
Special Education Teachers, Kindergarten and Elementary School		170	\$37.07	\$77,097
Interpreters and Translators		115	\$35.10	\$73,000

Education Level:  High School  Community College Associate Degree or Certificate  Bachelor's Degree

Additional education & human development occupations are available to students in the local economy. The occupations below represent jobs that do not meet the strict in-demand or high-wage (\$24.36 or greater per hour) criteria established in this study but that are expected to have at least 50 annual job openings. Criteria not met are *italicized*.

In-Demand or High-Wage Education & Human Development Occupations	Education Level	Annual Job Openings	Median Hourly Earnings	Median Annual Earnings
Substitute Teachers, Short-Term		1,283	\$17.91	\$37,250
Self-Enrichment Teachers		491	\$16.09	\$33,476
Child, Family, and School Social Workers		285	\$23.59	\$49,069
Special Education Teachers, Secondary School		98	\$44.36	\$92,274
Librarians and Media Collections Specialists		78	\$31.20	\$64,906
Kindergarten Teachers, Except Special Education		68	\$38.95	\$81,009

Education Level:  High School  Community College Associate Degree or Certificate  Bachelor's Degree











5 READY Career Education Poster," Inland Empire/Desert Regional Consortium




2022 HIGH-QUALITY OCCUPATIONS



Health

With an increasing population and longer life expectancy, the health sector's employment needs will continue to grow. Health care employment refers to careers in public and private hospitals, medical facilities, ambulatory health centers, long-term and residential care facilities, as well as public health and safety agencies. ⁶ This sector aligns with the CDE health science and medical technology sector.










High-Quality Health Occupations	Education Level	Annual Job Openings	Median Hourly Earnings	Median Annual Earnings
Registered Nurses		2,382	\$52.44	\$109,072
Licensed Vocational Nurses		789	\$28.69	\$59,683
Substance Abuse, Behavioral Disorder, and Mental Health Counselors		543	\$25.70	\$53,453
Medical and Health Services Managers		490	\$59.33	\$123,398
Clinical Laboratory Technologists and Technicians		182	\$24.77	\$51,517
Dental Hygienists		164	\$47.66	\$99,138
Radiologic Technologists and Technicians		162	\$40.35	\$83,924
Psychiatric Technicians		132	\$30.25	\$62,925
Respiratory Therapists		131	\$36.40	\$75,713
Physical Therapist Assistants		127	\$31.46	\$65,438




Education Level:  High School  Community College Associate Degree or Certificate  Bachelor's Degree



2022 HIGH-QUALITY OCCUPATIONS

Additional health occupations are available to students in the local economy. The occupations below represent jobs that do not meet the strict in-demand or high-wage (\$24.36 or greater per hour) criteria established in this study but that are expected to have at least 50 annual job openings. Criteria not met are *italicized*.

In-Demand or High-Wage Health Occupations	Education Level	Annual Job Openings	Median Hourly Earnings	Median Annual Earnings
Massage Therapists		291	\$20.33	\$42,277
Phlebotomists		209	\$21.82	\$45,382
Pharmacy Aides		167	\$13.82	\$28,749
Surgical Technologists		91	\$27.22	\$56,607
Dietitians and Nutritionists		90	\$36.51	\$75,938
Diagnostic Medical Sonographers		74	\$45.65	\$94,956
Occupational Therapy Assistants		74	\$32.56	\$67,726
Health Education Specialists		72	\$29.39	\$61,125
Occupational Health and Safety Specialists		63	\$41.81	\$86,960

Education Level:  High School  Community College Associate Degree or Certificate  Bachelor's Degree















2022 HIGH-QUALITY OCCUPATIONS

**ICT/
DM**

Information & Communication Technologies/Digital Media (ICT/DM)

Job activities in the information & communications technologies (ICT)/digital media sector range from protecting computer infrastructure from cyber-attacks to the latest offerings in digital entertainment. This sector aligns with the CDE information & communication technologies and arts, media, and entertainment sectors.











High-Quality Information & Communication Technologies/Digital Media Occupations	Education Level	Annual Job Openings	Median Hourly Earnings	Median Annual Earnings
Software Developers and Software Quality Assurance Analysts and Testers		552	\$46.96	\$97,680
Telecommunications Equipment Installers and Repairers, Except Line Installers		354	\$27.84	\$57,905
Computer User Support Specialists		293	\$27.91	\$58,056
Computer Systems Analysts		201	\$41.92	\$87,191
Computer and Information Systems Managers		180	\$62.70	\$130,417
Telecommunications Line Installers and Repairers		145	\$27.78	\$57,776
Network and Computer Systems Administrators		131	\$41.66	\$86,660
Writers and Authors		125	\$26.34	\$54,795
Web Developers and Digital Interface Designers		123	\$28.76	\$59,811




Education Level:  High School  Community College Associate Degree or Certificate  Bachelor's Degree



2022 HIGH-QUALITY OCCUPATIONS

Additional ICT/DM occupations are available to students in the local economy. The occupations below represent jobs that do not meet the strict in-demand or high-wage (\$24.36 or greater per hour) criteria established in this study but that are expected to have at least 50 annual job openings. Criteria not met are *italicized*.

In-Demand or High-Wage Information & Communication Technologies/Digital Media Occupations	Education Level	Annual Job Openings	Median Hourly Earnings	Median Annual Earnings
Graphic Designers	 Bachelor's Degree	195	\$21.54	\$44,813
Photographers	 High School	136	\$23.06	\$47,965
Computer Network Support Specialists	 Community College Associate Degree or Certificate	78	\$28.48	\$59,248
Computer Network Architects	 Community College Associate Degree or Certificate	63	\$55.22	\$114,857
Audio and Video Technicians	 Community College Associate Degree or Certificate	60	\$27.96	\$58,164
Editors	 Bachelor's Degree	59	\$25.12	\$52,247
Electronics Engineers, Except Computer	 Bachelor's Degree	54	\$58.36	\$121,387
Database Administrators and Architects	 Bachelor's Degree	52	\$48.40	\$100,674
Computer Programmers	 Bachelor's Degree	52	\$42.70	\$88,823
Producers and Directors	 Bachelor's Degree	51	\$34.19	\$71,119

Education Level:  High School  Community College Associate Degree or Certificate  Bachelor's Degree











2022 HIGH-QUALITY OCCUPATIONS

PS





Public Safety




Public safety career cluster services are generally provided by local, state, and federal government entities for the benefit of residents.⁷ This sector aligns with the CDE public services sector.

High-Quality Public Safety Occupations	Education Level	Annual Job Openings	Median Hourly Earnings	Median Annual Earnings
Police and Sheriffs Patrol Officers		575	\$50.40	\$104,827
Correctional Officers and Jailers		515	\$40.98	\$85,242
Firefighters		284	\$32.43	\$67,461
Miscellaneous First-Line Supervisors, Protective Service Workers		161	\$25.72	\$53,499
Probation Officers and Correctional Treatment Specialists		114	\$41.59	\$86,502

Education Level:  High School  Community College Associate Degree or Certificate  Bachelor's Degree

Additional public safety occupations are available to students in the local economy. The occupations below represent jobs that do not meet the strict in-demand or high-wage (\$24.36 or greater per hour) criteria established in this study but that are expected to have at least 50 annual job openings. Criteria not met are *italicized*.

In-Demand or High-Wage Public Safety Occupations	Education Level	Annual Job Openings	Median Hourly Earnings	Median Annual Earnings
Security Guards		3,275	<i>\$15.09</i>	<i>\$31,394</i>
Public Safety Telecommunicators		93	\$30.17	\$62,751
Detectives and Criminal Investigators		92	\$50.85	\$105,775
First-Line Supervisors of Correctional Officers		57	\$50.90	\$105,878

Education Level:  High School  Community College Associate Degree or Certificate  Bachelor's Degree







⁷ "Public Safety and Service," California Community Colleges Career Education

2022 HIGH-QUALITY OCCUPATIONS












RHT

Retail, Hospitality, & Tourism

The retail, tourism, & hospitality sector encompasses lodging, restaurants, retail stores, theme parks, cruise lines, and other tourism services. Retail trade primarily engages in the sale of merchandise, while the hospitality and tourism sector primarily provides services related to lodging, food service, and local attractions. ⁸ This sector aligns with the CDE hospitality, tourism, and recreation and fashion and interior design sectors.

High-Quality Retail, Hospitality, & Tourism Occupation	Education Level	Annual Job Openings	Median Hourly Earnings	Median Annual Earnings
Chefs and Head Cooks		161	\$26.46	\$55,036
Education Level:  High School  Community College  Bachelor of Science Degree				

Additional retail, hospitality, & tourism occupations are available to students in the local economy. The occupations below represent jobs that do not meet the strict in-demand or high-wage (\$24.36 or greater per hour) criteria established in this study but that are expected to have at least 50 annual job openings. Criteria not met are *italicized*.

In-Demand or High-Wage Retail, Hospitality & Tourism Occupations	Education Level	Annual Job Openings	Median Hourly Earnings	Median Annual Earnings
First-Line Supervisors of Retail Sales Workers		1,678	\$20.83	\$43,322
Food Service Managers		593	\$23.63	\$49,145
Gambling Dealers		369	\$13.38	\$27,837
Hotel, Motel, and Resort Desk Clerks		332	\$14.27	\$29,680
Merchandise Displayers and Window Trimmers		162	\$15.92	\$33,114
Meeting, Convention, and Event Planners		110	\$22.74	\$47,303
First-Line Supervisors of Gambling Services Workers		95	\$28.31	\$58,886
Interior Designers		61	\$30.17	\$62,747
Education Level:  High School  Community College Associate Degree or Certificate  Bachelor's Degree				



⁸ "North American Industry Classification System (NAICS)," U.S. Census Bureau

2022 HIGH-QUALITY OCCUPATIONS



Agriculture and Additional Sectors

The agriculture, water, and environmental technologies sector is more than just agricultural production. Programs in this sector are varied from animal science to agricultural wholesale trade, environmental services, and veterinary services.⁹ This sector aligns with the CDE agriculture and natural resources sector. Occupations that do not fit into the priority and emerging sector classifications are labeled as “Other” in the following tables.

Additional High-Quality Occupations	Priority & Emerging Sectors	Education Level	Annual Job Openings	Median Hourly Earnings	Median Annual Earnings
Compliance Officers	Additional	Bachelor's Degree	260	\$35.17	\$73,147
Paralegals and Legal Assistants	Additional	Community College Associate Degree or Certificate	246	\$27.01	\$56,191
Clergy	Additional	Bachelor's Degree	234	\$28.75	\$59,805
Postal Service Mail Carriers	Additional	High School	216	\$28.28	\$58,828
Directors, Religious Activities and Education	Additional	Bachelor's Degree	128	\$27.13	\$56,432





Education Level: High School Community College Associate Degree or Certificate Bachelor's Degree




9 "READY Career Education Viewbook," Inland Empire/Desert Regional Consortium

2022 HIGH-QUALITY OCCUPATIONS

Additional occupations are available to students in the local economy. The occupations below represent jobs that do not meet the strict in-demand or high-wage (\$24.36 or greater per hour) criteria established in this study but that are expected to have at least 50 annual job openings. Criteria not met are *italicized*.

Additional In-Demand or High-Wage Occupations	Priority & Emerging Sectors	Education Level	Annual Job Openings	Median Hourly Earnings	Median Annual Earnings
Animal Caretakers	Ag		631	<i>\$14.19</i>	<i>\$29,520</i>
Interviewers, Except Eligibility and Loan	Additional		300	<i>\$19.13</i>	<i>\$39,796</i>
Coaches and Scouts	Additional		280	<i>\$16.80</i>	<i>\$34,943</i>
First-Line Supervisors of Housekeeping and Janitorial Workers	Additional		273	<i>\$21.06</i>	<i>\$43,801</i>
Eligibility Interviewers, Government Programs	Additional		272	<i>\$24.17</i>	<i>\$50,280</i>
First-Line Supervisors of Landscaping, Lawn Service, and Groundskeeping Workers	Ag		266	<i>\$23.52</i>	<i>\$48,930</i>
Veterinary Assistants and Laboratory Animal Caretakers	Ag		195	<i>\$16.48</i>	<i>\$34,286</i>
Tree Trimmers and Pruners	Ag		192	<i>\$15.33</i>	<i>\$31,894</i>
Pest Control Workers	Ag		185	<i>\$23.97</i>	<i>\$49,855</i>
Residential Advisors	Additional		181	<i>\$15.72</i>	<i>\$32,695</i>
Helpers—Installation, Maintenance, and Repair Workers	Additional		162	<i>\$15.56</i>	<i>\$32,363</i>
Library Technicians	Additional		148	<i>\$22.29</i>	<i>\$46,355</i>
Court, Municipal, and License Clerks	Additional		141	<i>\$22.06</i>	<i>\$45,889</i>
Library Assistants, Clerical	Additional		139	<i>\$16.90</i>	<i>\$35,153</i>
Environmental Scientists and Specialists, Including Health	Ag		86	<i>\$40.31</i>	<i>\$83,848</i>
Music Directors and Composers	Additional		59	<i>\$24.84</i>	<i>\$51,670</i>
Actors	Additional		58	<i>\$27.89</i>	<i>\$58,011</i>
Postal Service Clerks	Additional		56	<i>\$24.61</i>	<i>\$51,187</i>

Education Level:  High School  Community College Associate Degree or Certificate  Bachelor's Degree

2022 HIGH-QUALITY OCCUPATIONS

Data Sources

California Community College Chancellor's Office Priority and Emerging Sectors, Centers of Excellence for Labor Market Research, EMSI 21.4, University of Washington Self-Sufficiency Standard 2021

Data Definitions

The **Inland Empire/Desert Region** is the Riverside-San Bernardino-Ontario MSA. Riverside and San Bernardino counties combined.

An **occupation** is a set of activities or tasks that employees are paid to perform. Employees that perform essentially the same tasks are in the same occupation, whether or not they work in the same industry. Some occupations are concentrated in particular industries, and others are found in many industries. For example, jobs for registered nurses are concentrated in the health care industry sector, but these jobs may also exist in educational industries. Inversely, payroll and timekeeping clerks jobs have representation in every industry. The Standard Occupational Classification (SOC) System classifies each occupation according to the tasks and duties of each job. Definitions for occupations and sample job titles are available at Onet. The Center of Excellence can provide assistance in identifying occupations.

Education-Level Categories:


- **High School-level:** Occupations that typically require a high school diploma to enter employment. These occupations represent opportunities available to students who are ready to work after obtaining a high school diploma.
- **Community College-level:** Occupations that mostly require some college, a postsecondary certificate, or an associate degree. These are occupations relevant to community college training.
- **Bachelor's Degree-level:** Occupations that mostly require a bachelor's degree or higher. These occupations are mostly trained by four-year colleges and universities.

Annual Job Openings are calculated by the sum of projected growth and replacement jobs (Growth + Replacements = Openings). Growth captures the change in the total number of workers employed in an occupation, while replacement jobs are estimates of workers permanently leaving an occupation and needing to be replaced by new hires. A combination of both numbers indicates total openings for the time frame divided by the number of projection years.

Median Hourly Earnings are the 50th percentile hourly earnings for each occupation.

High-Wage (Self-Sufficiency Wage): The University of Washington estimates that the self-sufficiency standard for a single adult with one school-age child is \$24.36 per hour or \$51,452 annually in Riverside County; \$23.73 per hour or \$50,119 annually in San Bernardino County. For this study, the higher hourly earnings requirement in Riverside County is adopted as the self-sufficiency standard for the two-county region.

In-Demand: Occupations that are projected to have at least 100 annual job openings over the next five years.



MORE ABOUT THE CENTERS OF EXCELLENCE

The Centers of Excellence (COE) for Labor Market Research deliver regional workforce research and technical expertise to California Community Colleges for program decision making and resource development. This information has proven valuable to colleges in beginning, revising, or updating economic development and Career Education (CE) programs, strengthening grant applications, assisting in the accreditation process, and in supporting strategic planning efforts.

The Centers of Excellence Initiative is funded in part by the Chancellor's Office, California Community Colleges, Economic and Workforce Development Program. The Centers aspire to be the leading source of regional workforce information and insight for California Community Colleges. More information about the Centers of Excellence is available at coeccc.net.

For more information on this study, contact:

Michael Goss: michael.goss@chaffey.edu

Paul Vaccher: paul.vaccher@chaffey.edu



C·O·E CENTERS OF EXCELLENCE
FOR LABOR MARKET RESEARCH



POWERED BY
California Community Colleges

Labor Market Reports for the Inland Empire/Desert region are available at coeccc.net.