



Victor Valley Community College District

Student focus Student success

FAST FACTS

- ★ Established in 1961
- ★ Accredited by WASC
- ★ Total Enrollment (2008-2009) = 21,112
- ★ Full-time Equivalent Students (2008-2009) = 10,027

DISTRICT BOUNDARIES



- ★ The District is located in San Bernardino County, approximately 90 miles northeast of Los Angeles and 35 miles north of San Bernardino.
- ★ Encompassing approximately 1,800 square miles, the District serves nearly 385,000 people in one of the largest geographical areas in the state.

FACILITIES

Existing Infrastructure

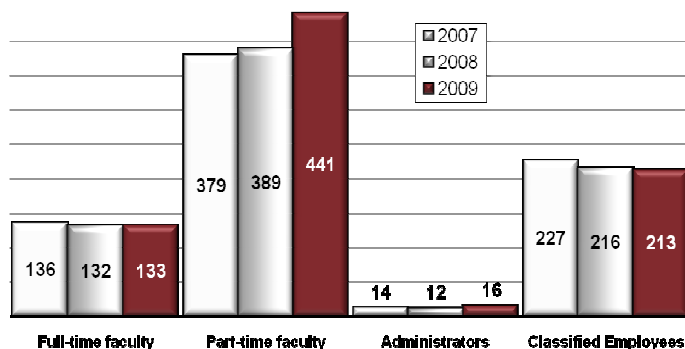
- ★ 40 principal buildings
- ★ 710 rooms
- ★ 377,209 gross square feet of building space
- ★ 485,244 gross square feet of outside space

Future Developments

(\$297.5M general obligation bond)

- ★ **Public Safety Training Center:** Educational complex in partnership with Apple Valley Fire Protection District
- ★ **Workforce Development Job Training Center:** Includes a Business Academy and a Health Sciences Academy

STAFFING



- ★ On average, VVCC employs over 800 individuals each year.

STELLAR

TRUSTWORTHY

ACCESSIBLE

RELEVANT



Victor Valley Community College District

Student focus Student success

PROGRAMS OF DISTINCTION

★ High Caliber Nursing Program

Graduated 758 students over the last five years, and placement rates on the NCLEX-RN have consistently been above 85%.

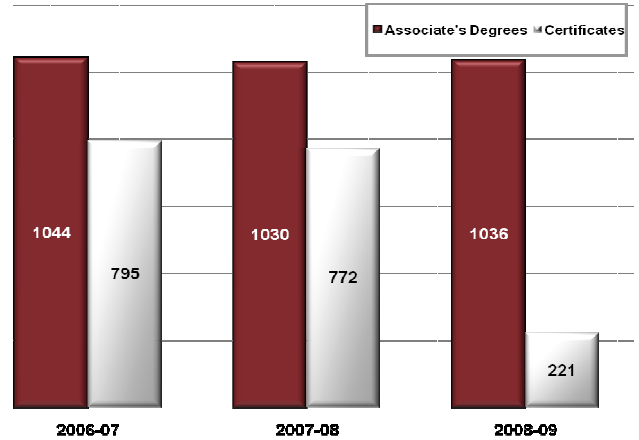
★ Model United Nations

A competitive exercise that gives our students the opportunity to represent countries throughout the world in problem-solving exercises. For the last five years, VVCC students have been awarded the two top awards that a delegation can receive at the annual conference in New York City.

★ Performing Arts Center

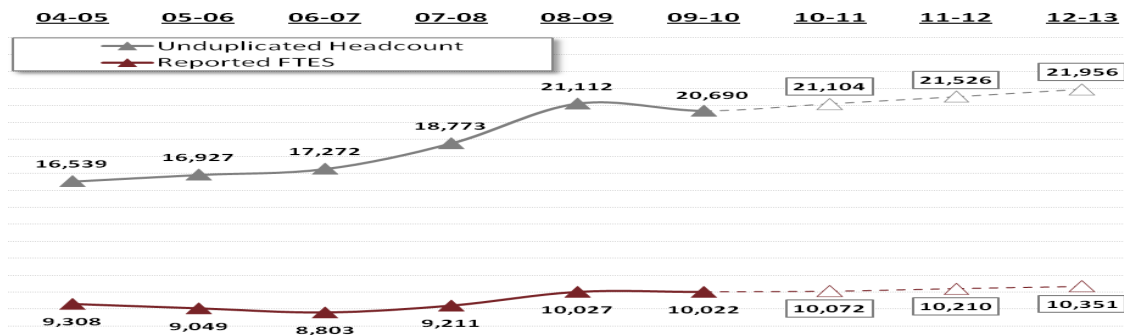
Having completed a 20,563 square foot addition to the Performing Arts Center, this venue continues to represent the cultural center of the High Desert region.

GRADUATES



- ★ Annually, VVCC graduates approximately 1,000 students with an associate's degree.
- ★ Decrease in certificates in 2008-2009 due to change in legal requirements to formally report low-credit certificates – those are still conferred but not reported to the state.

ENROLLMENT TREND



- ★ Projected enrollments are depicted by boxes
- ★ The pattern of increased full-time equivalents and decreases in unduplicated headcounts indicates students are taking higher loads – that is, they are more committed, focused, and pursuing specific educational /career goals.

STELLAR | TRUSTWORTHY | ACCESSIBLE | RELEVANT

