

- 1. Moment of silence for Beth Eliots**
- 2. COVID-19 Update (attachment)**
- 3. Covid-survey results (attachment)**
- 4. Covid Vaccinations**

While the District has made no decision on mandatory COVID vaccinations for employees at this time, employees are encouraged to learn more about the vaccinations to be offered by our health care providers to all eligible employees , specifically, what to expect when getting a vaccination, how soon they will become available, how to schedule an appointment, etc. For more information, check the HR webpage under Employee Benefits and COVID 19.

- 5. Reopening Plan and Vaccination**
- 6. Cares Act**

VVC is receiving @\$4m federal funding that will allow us to continue providing CARES Act grants to students who apply. This grant provides direct financial assistance to students (average grant \$500) for basic needs (food, housing, transportation, child care, books/supplies.)

More information, including a schedule and the application will be on the main VVC webpage starting next week. First distribution is scheduled for the week of February 25.

Note: Faculty will be given the opportunity to directly recommend students who cannot otherwise afford a textbook/access code, needs a laptop, and/or has basic needs via the [caresact@vvc.edu](mailto:caresact@vvc.edu) email. More information will be sent to all faculty at the beginning of the semester.

- 7. Virtual One-Stop extended hours**

One Stop Center will be open virtually tomorrow Saturday from 8:30am to 12:30pm and again on Saturday, February 20<sup>th</sup>. All of our Student Services departments will be answering phone calls, emails and connecting with students virtually.

- 8. Update to calling campaign stats**

18 Staff members identified, oriented, provided resources, and assigned FT to not just call but contact students.

## 9. CISOA Technology Excellence Team Award

CISOA Technology Excellence Team Award Victor Valley College IT department has been honored with the CISOA Technology Excellence Team Award for their Remote Operations Response.

In March 2020, like many colleges, VVC found themselves with a fully remote workforce for the first time, and the IT department was forced to find solutions that could reduce risk while maintaining operations. The crisis brought incredible change and obstacles to nearly every part of the college.

Victor Valley IT department was able to adapt quickly and help ensure remote workers have access to the same communications and other resources as they would in the office. The team highlighted the crucial need for the college to reimagine how they can service their students. With an eye toward the future, the team rolled out various technologies like Single Sign On, Virtual Desktop Infrastructure (VDI), Multi Factor Authentication (MFA), Artificial Intelligent Chatbot, Adobe Digital Signature, Zoom and Microsoft Teams and Amazon Virtual Labs.

Victor Valley IT department provided staff and students with an anytime, anywhere working and learning experience.

## 10. Enrollment Update

term_desc	term_start_date	days_from_term_start	headcount	enrollments	ftes	headcount_chg	enrollment_chg	ftes_chg	data_refresh_date
2020SP	2020-02-18	12	9656	22536	2775.8				2021-02-05
2021SP	2021-02-16	12	7981	20450	2575.3	-17.3%	-9.3%	-7.2%	2021-02-05

## 11. Strikeforce update – interventions taking place pertaining to enrollment

### List of STRIKEFORCE interventions

- Support new/returning students
  - Post Class Schedule on web, clarify synchronous vs. asynchronous
  - Clarify waitlist/add process for faculty, staff and students
  - Promote classes; track enrollment data daily
    - Postcard marketing campaign
    - Calling campaign Fall vs. Spring Enrollments
    - Digital Advertising
- Support students through the registration process

- Updated Welcome letter to students who apply
- Enhance Help Desk (phone system, staffing)
- One Stop Web support
  - Video tutorials for new registration process
  - “Zoom lobby” “virtual one-stop”– phone call support
  - Clear messaging regarding waitlist and adds
- Support students once enrolled – persistence, course completion
  - Welcome Week (Feb 9-11)
  - Support Survey/Information (on-line, with registration)
  - Classroom support (Canvas resources, Wellness Central)
  - Rambassador support – Zoom Lobby and calling campaigns

## **12. Spring athletics**

VVC has opted in to participate in the following spring sports that are considered to be very low-risk for our student athletes:

- Men’s & Women’s Tennis
- Beach Volleyball
- Golf

## **13. In-Service/All College (February 26)**

Day Speaker – Scott Carley

Scott is the Change Energizer. People who want change in their organization, executive leadership team or in their own life seek Scott out. Scott is an expert in casting vision, repairing fractured teamwork and clarifying priorities. He is a natural entertainer and story teller that captures the imagination of his audiences. They enjoy his quick humor and contagious energy. He speaks to medium to large companies (\$2-\$40 million) who want innovative change, fresh vision and cannot afford to be dragged down by unclear priorities or fractured teamwork. Scott has traveled to over 300 cities and overseas as a keynote speaker and for executive team retreats. Scott is a tenured VISTAGE Speaker. He is on the board of the Austin National Speakers Association. From 2010-2015 Scott took his BNI Region of 45 chapters to the top 2% internationally in growth, retention and referral revenue (\$36 million annually).

## **14. Welcome Week- Tuesday February 9 – Thursday February 11 (attachment)**



**Chief Information Systems Officer Association**

January 28, 2021

Kong Phang  
Victor Valley College

Dear Kong:

On behalf of the CISOA Board and the CISOA Awards Committee, per your nomination, we congratulate the Victor Valley College IT Department for receiving the CISOA Technology Excellence Team Award for their Remote Operations Response. This selection speaks highly of how well the team's accomplishment is perceived by your statewide peers.

As the CISOA Technology Excellence Team Award recipients, the accomplishments of the Victor Valley College IT Department will be shared during the Closing Session at the 2021 CISOA Virtual Technology Summit on Thursday, February 11, 2021 at 2:30 pm. Although recipients do not have to be present, it is our sincere hope that the team will be able to attend the CISOA Virtual Technology Summit to accept the award.

If you would also like the award to be presented during an upcoming Board of Trustees meeting in your district, please let us know.

Again, congratulations and we look forward to honoring the Victor Valley College IT Department at the 2021 CISOA Virtual Technology Summit.

Sincerely,

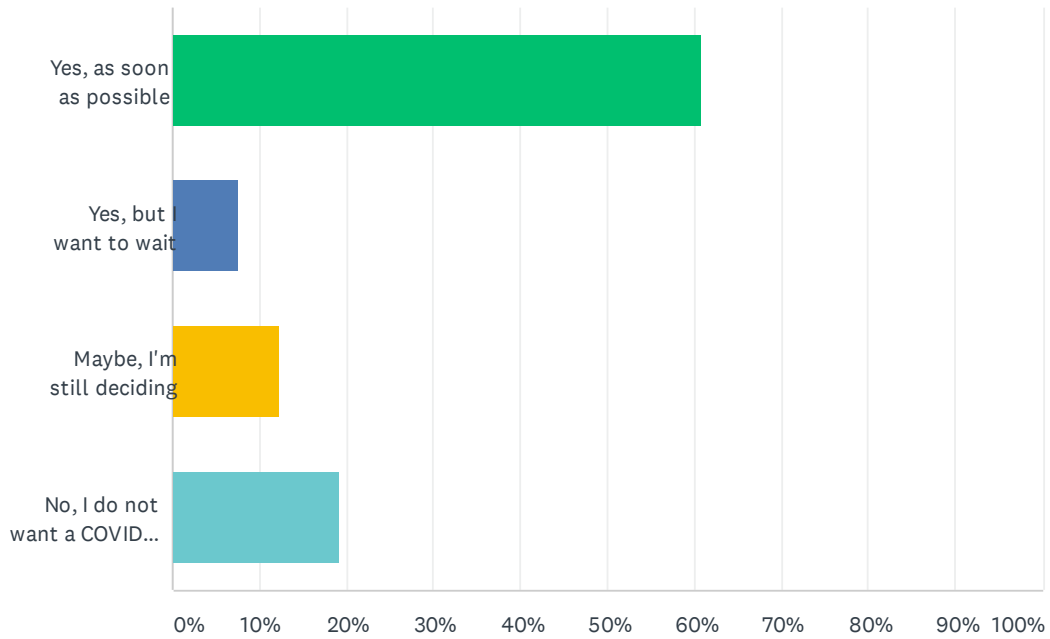
**Dr. James Temple**  
Vice President, Technology  
College of the Canyons  
CISOA President

**Dr. Ben Seaberry**  
Vice Chancellor ITIE & CTO  
San Jose-Evergreen CCD  
CISOA VP North/Awards Chair

Cc: Superintendent/President, Daniel Walden, Ph.D.

## Q1 Are you interested in receiving a COVID-19 vaccine at VVC?

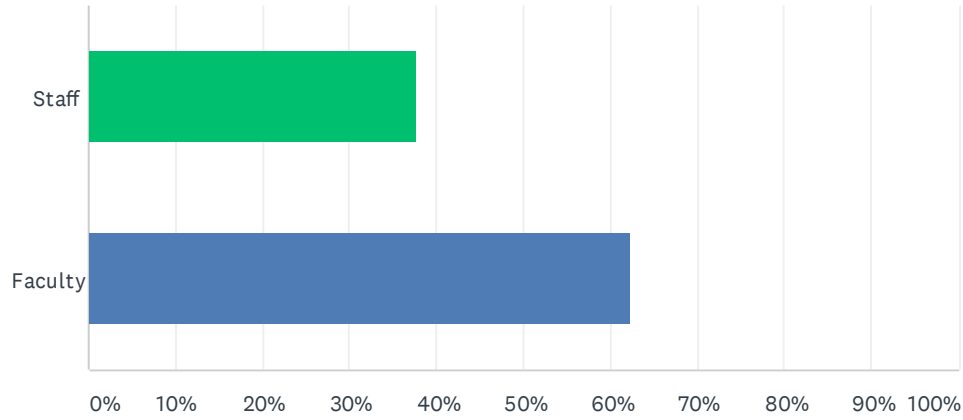
Answered: 632 Skipped: 3



ANSWER CHOICES	RESPONSES	
Yes, as soon as possible	60.92%	385
Yes, but I want to wait	7.59%	48
Maybe, I'm still deciding	12.34%	78
No, I do not want a COVID-19 vaccine	19.15%	121
<b>TOTAL</b>		<b>632</b>

## Q2 What is your role at Victor Valley College?

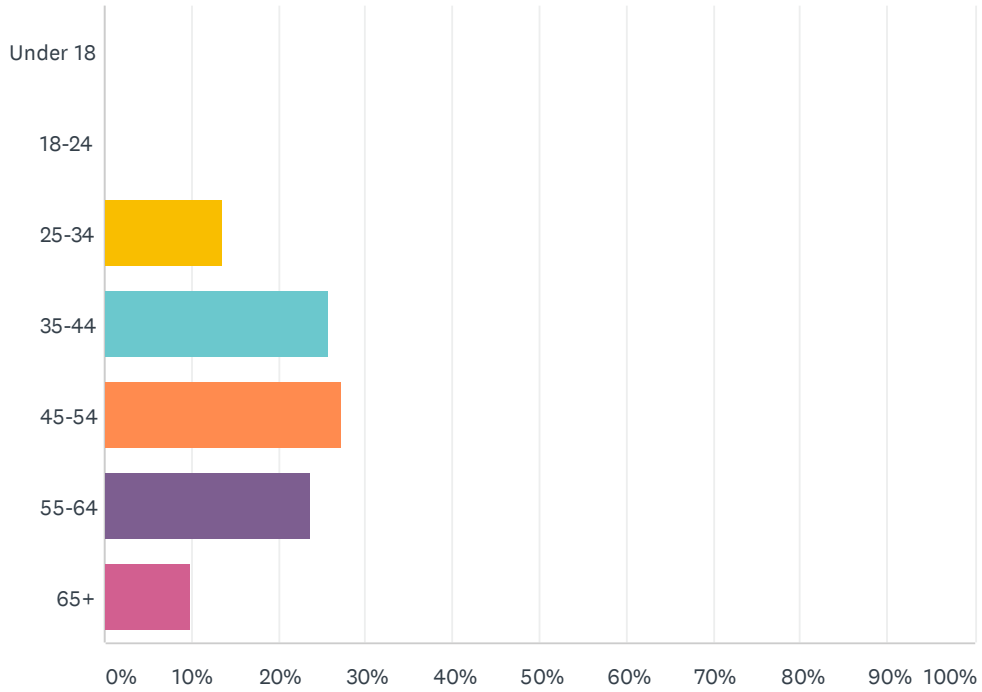
Answered: 628 Skipped: 7



ANSWER CHOICES	RESPONSES	
Staff	37.58%	236
Faculty	62.42%	392
TOTAL		628

### Q3 What is your age?

Answered: 632 Skipped: 3



ANSWER CHOICES	RESPONSES	
Under 18	0.00%	0
18-24	0.00%	0
25-34	13.61%	86
35-44	25.79%	163
45-54	27.22%	172
55-64	23.58%	149
65+	9.81%	62
<b>TOTAL</b>		<b>632</b>

# Victor Valley College Covid-19 Stats

## 2/04/21

### OVERALL NUMBERS:

Total Positive Tests: **67**

Total Faculty & Staff: 44

Total Students: 23

#### May 2020:

Total Positive Tests: 1

Total Faculty & Staff: 1

Total Students: 0

#### August 2020:

Total Positive Tests: 1

Total Faculty & Staff: 1

Total Students: 0

#### June 2020:

Total Positive Tests: 0

Total Faculty & Staff: 0

Total Students: 0

#### September 2020:

Total Positive Tests: 1

Total Faculty & Staff: 0

Total Students: 1

#### July 2020:

Total Positive Tests: 4

Total Faculty & Staff: 4

Total Students: 0

#### October 2020:

Total Positive Tests: 5

Total Faculty & Staff: 2

Total Students: 3



**November 2020:**

**Total Positive Tests: 17**

**Total Faculty & Staff: 13**

**Total Students: 4**

**December 2020:**

**Total Positive Tests: 20**

**Total Faculty & Staff: 11**

**Total Students: 9**

**January 2021:**

**Total Positive Tests: 17**

**Total Faculty & Staff: 12**

**Total Students: 5**

**February 2021 (As of 02/01/21):**

**Total Positive Tests: 0**

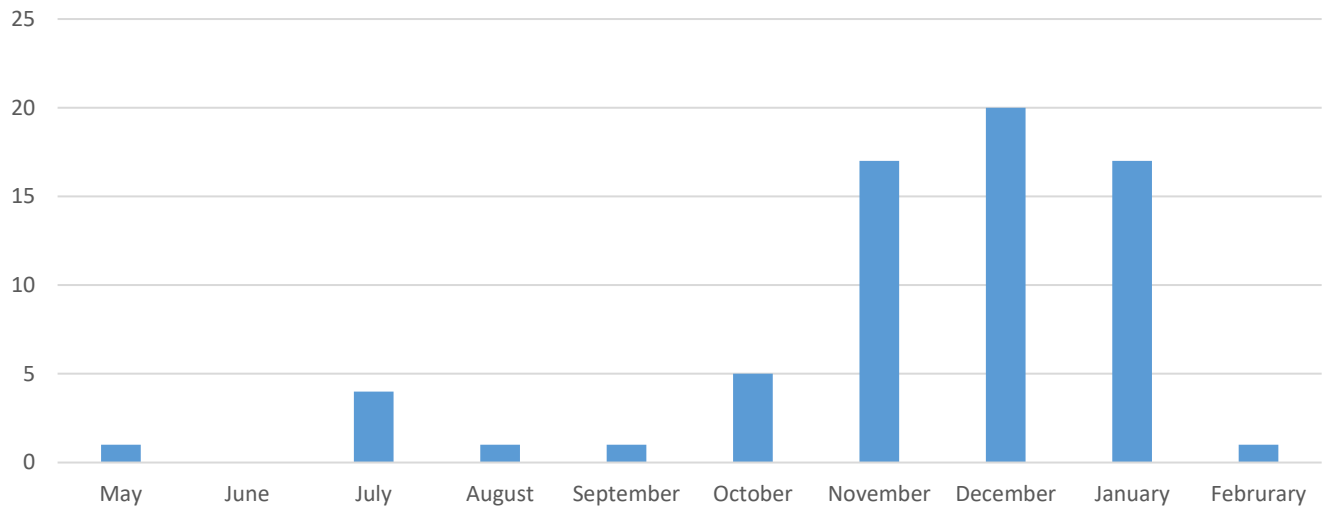
**Total Faculty & Staff: 0**

**Total Students: 1**

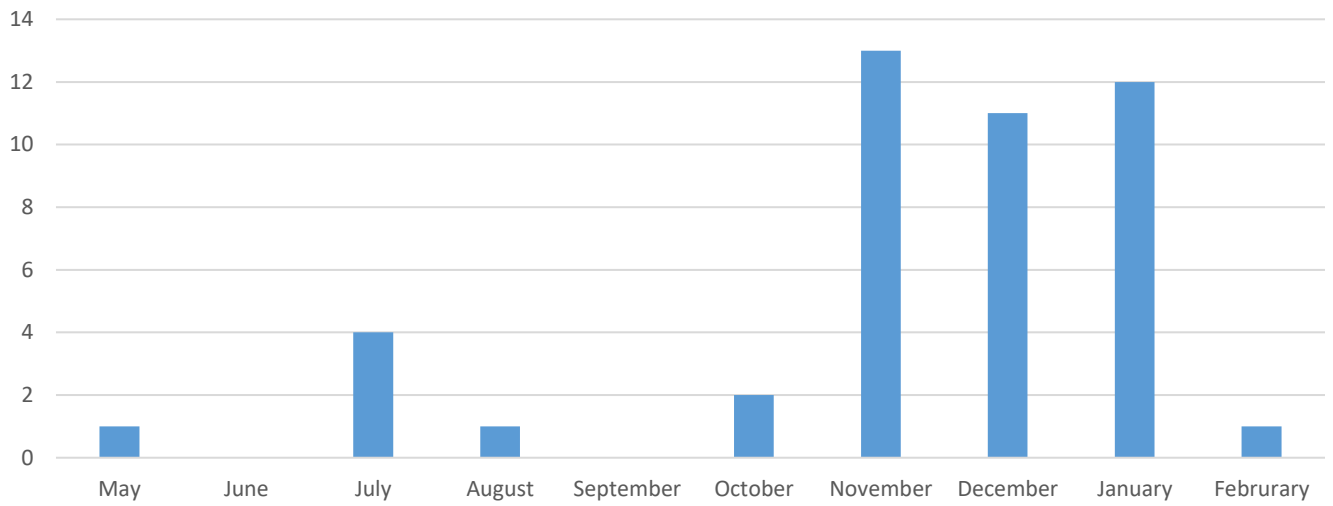
## Important Notes:

- VVC positive COVID-19 cases were **down 15%** in January when compared to December.
- VVC Positive COVID-19 cases were down sharply during the second half of January. Positive cases during the last two weeks in January were **down 80%** when compared to the first two weeks of January. This is most likely due family gatherings over the holiday season.
- The County of San Bernardino is reporting declining numbers in almost all areas. This could partially be due to a decline in numbers tested, although the data regarding ICU capacity is encouraging as well. Ventilators and ICU beds have increased in availability over the past two weeks.
- Within San Bernardino County, the number of people infected by one person has declined to 0.72 - **the lowest since the pandemic started**. This means on average, each positive case infects 0.72 additional persons. This number has declined 50% since early December.
- The 7 day moving average for number of positive cases throughout San Bernardino County has fallen to the lowest number in almost three months.

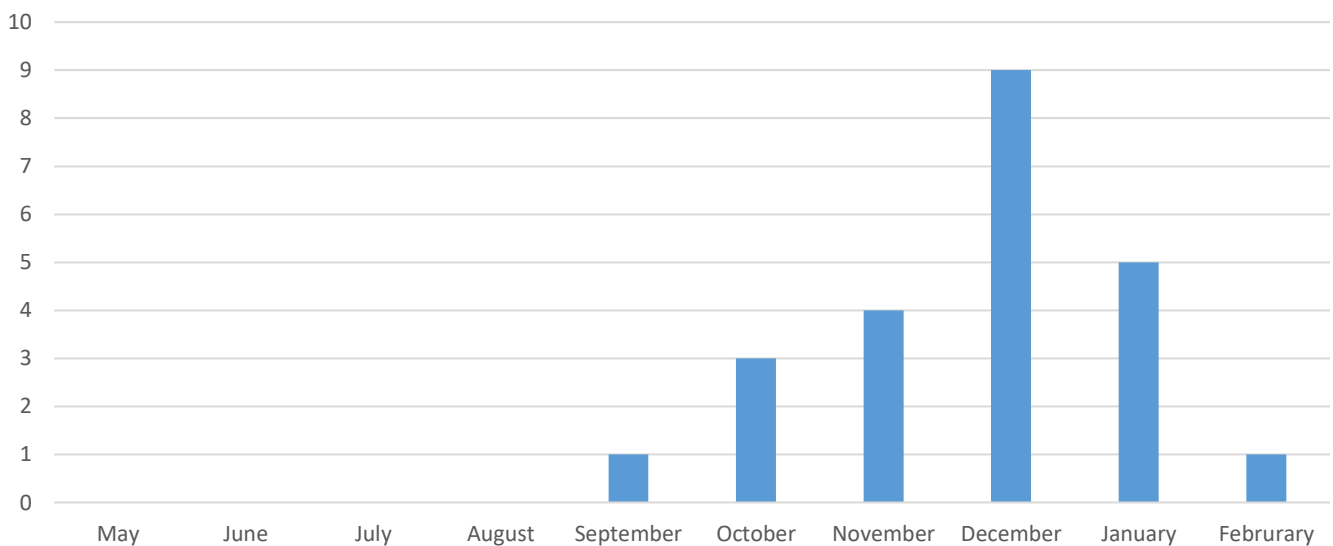
### Total Positive Covid Cases



### Employee Positive Cases



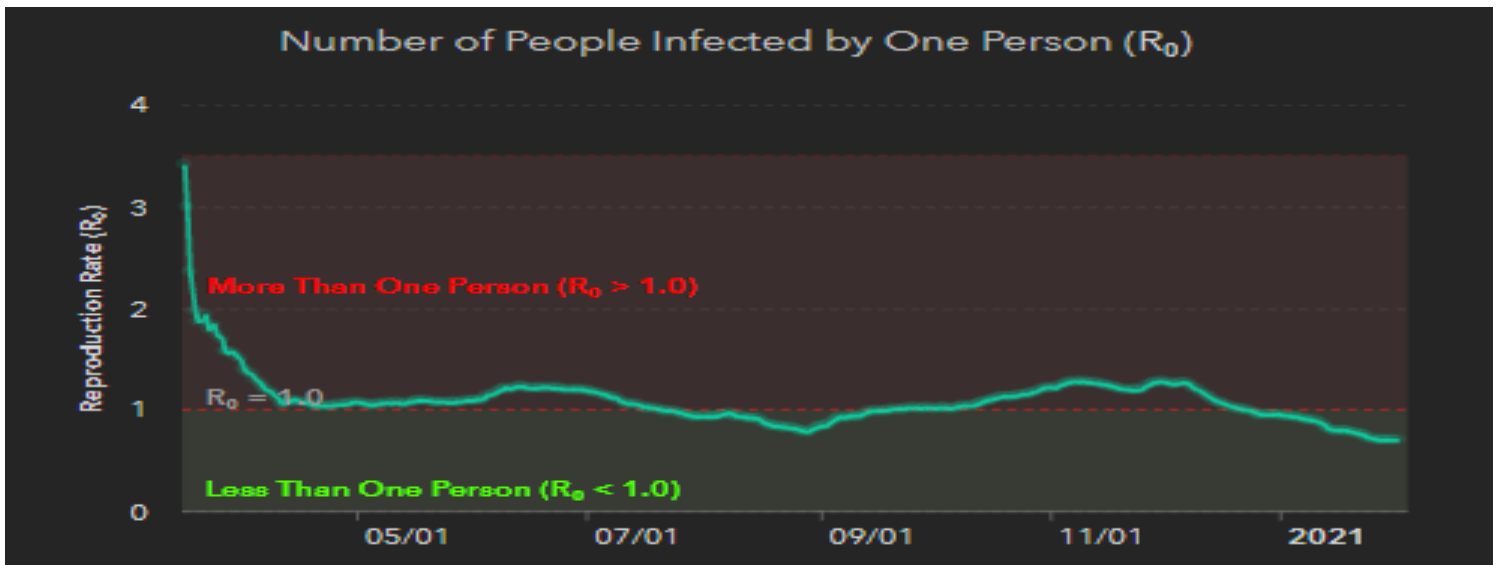
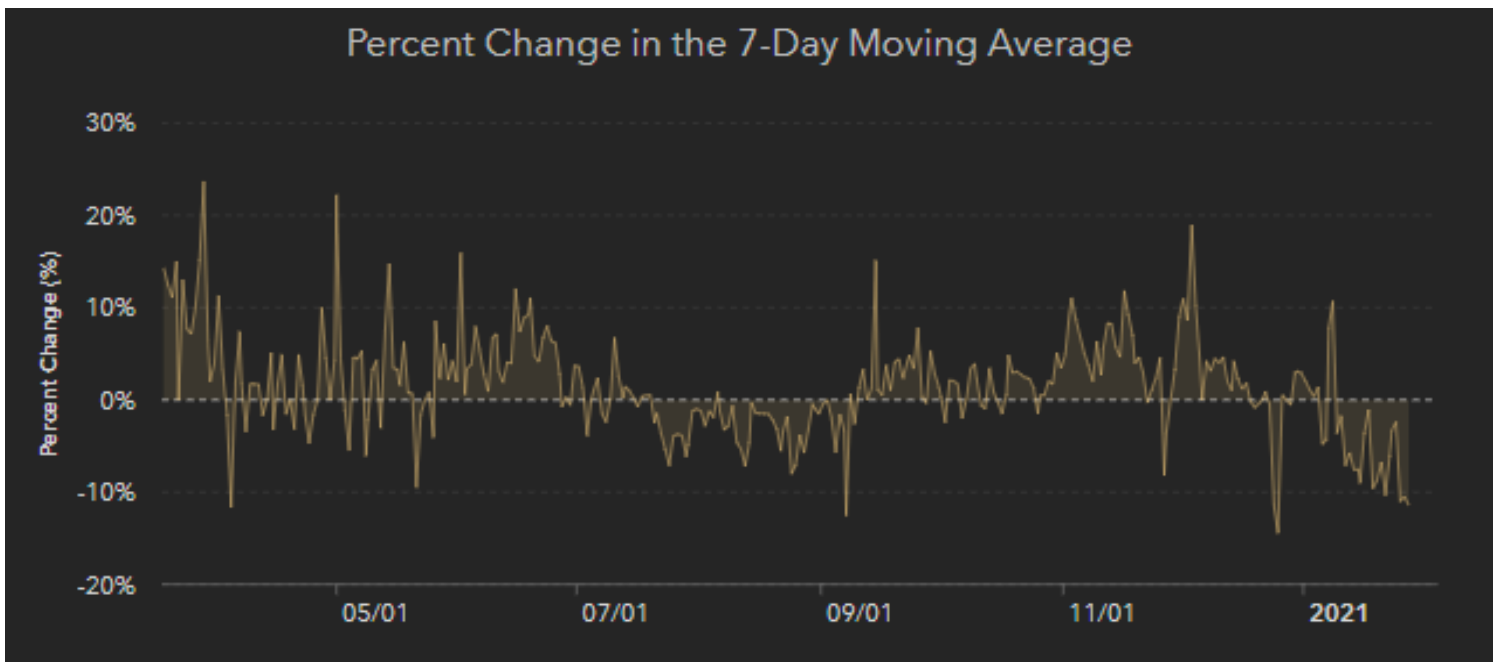
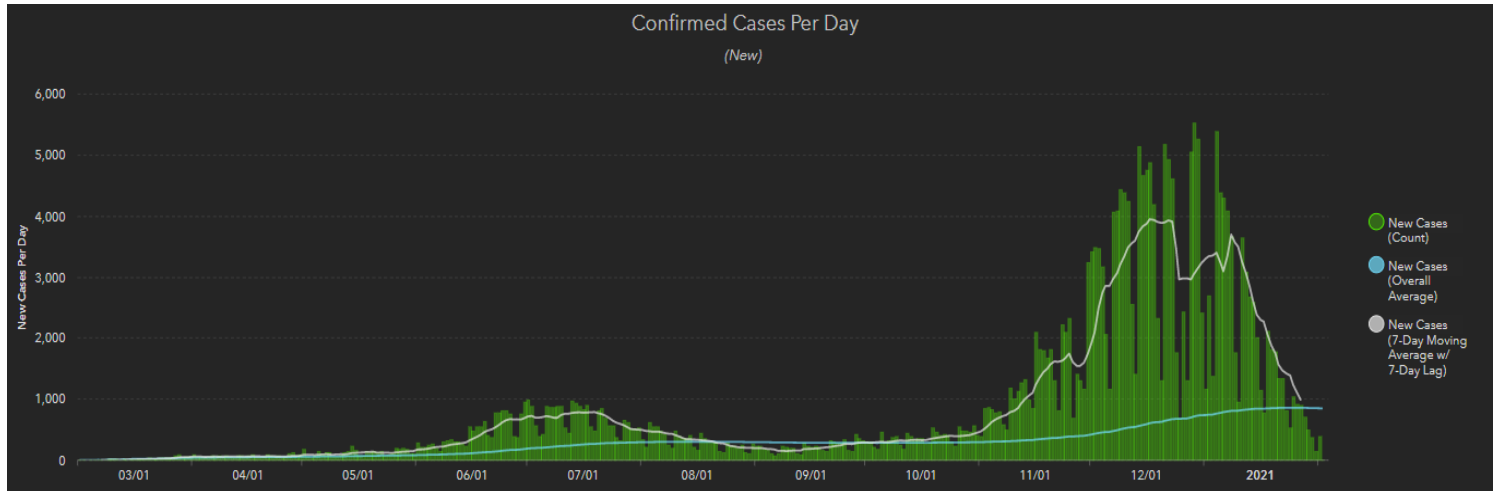
### Student Positive Cases



San Bernardino County Confirmed Cases: 275,960

Resolved: 268,961

Resolve Percentage: 97.4%





---

Did you know that VVC has many support programs available for you?  
Do you want to know how VVC can support you?  
Please come to our **Virtual Welcome Week** to find out more

## COMING SOON

**WHEN?** 2/9/21, 2/10/21, 2/11/21 – from 9:00 a.m.-6:00 p.m.

**WHERE?** On Zoom (details to follow)

**WHAT?** VIRTUAL WELCOME WEEK where you can hear about  
VVC's support for you from

**FINANCIAL AID**  
**FACULTY FROM THE ENGLISH DEPARTMENT**  
**TUTORING SERVICES**  
**COUNSELING**  
**OTHER VVC STUDENTS**  
**FACULTY FROM THE MATH DEPARTMENT**  
**ACCESS**  
**VETERANS' RESOURCE CENTER****FACULTY FROM THE HISTORY DEPARTMENT**  
**ONE BOOK/ONE COLLEGE**  
**LIBRARY**  
**FEDERAL FINACIAL AID**

**AND MUCH MUCH MORE!**

Please come and join us – it will be a fun and informative time – and . . . **there will be prizes!**  
Please continue to check your future emails for more information