



+7,129
5-year Job Demand
Increase in
MDCP Region

**Average Hourly
Wage**

\$25.89
MDCP Region

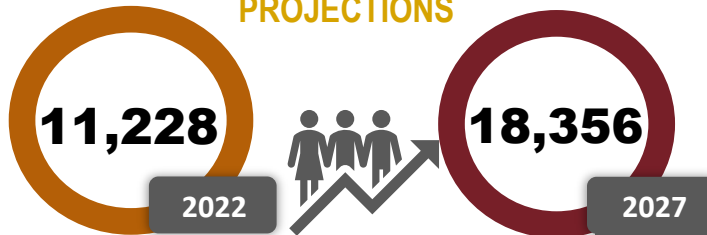
\$25.38
SB County

\$28.73
California

**MDCP
Regional Labor Market
Snapshot**
**Occupations
In Business
Operations and
Systems**



EMPLOYMENT PROJECTIONS



5-year demand includes new jobs, transfers, and retirements



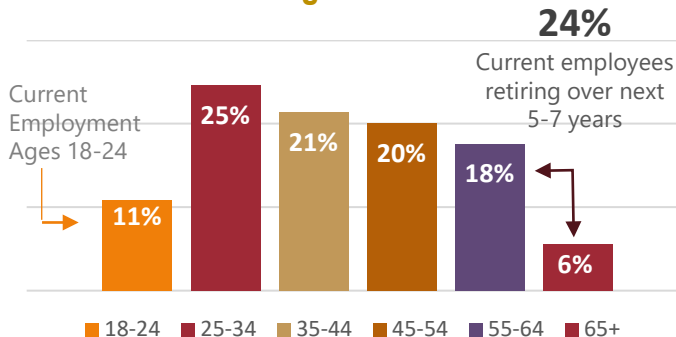
CONTINUING EDUCATION AND TRAINING

Program	College
AS Business Administration	Victor Valley CC
AS Business Education Technologies	Victor Valley CC
BA Administration Management	Cal State San Bernardino
BA Accounting	Cal State San Bernardino
MS Business Analytics	Cal State San Bernardino
MBA Business Administration	Cal Poly Pomona
MS Business Analytics	UC Riverside

For information on VVC's certificate:

<https://catalog.vvc.edu/degrees-certificates/business-education-technologies/computer-systems-ca/>

Current Age Breakdown



LOCAL EMPLOYERS

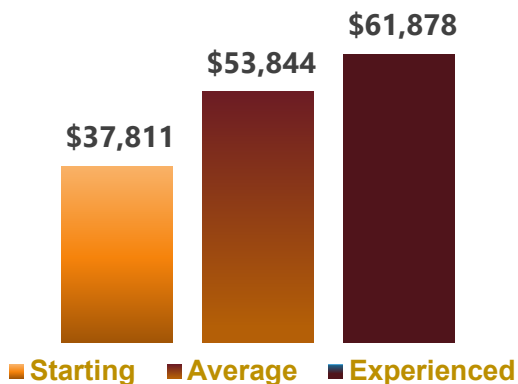
Employer
Culture Plug
Desert Accounting Service
Desert Community Bank
NewsPlus
Premier One Realty
Raymond James
Saddlerock Reverse Mortgage



Website
https://www.cultureplug.com/
https://www.das1040.com/home
https://dcbk.org/about-us/careers.html
https://4newsplus.com/
http://www.vvmls.com/
https://www.raymondjames.com/careers
http://saddlerockreverse.com/

Salary Guide

AVERAGE BY EXPERIENCE



AVERAGE WAGE INFORMATION PER JOBS IN REGION

Occupation	Average Hourly Wage			HD Average Salary
	HD	SBC	California	
Data Entry Keyers (HS)	\$19.27	\$18.96	\$20.77	\$40,100
^Financial Clerks (HS)	\$23.70	\$23.23	\$25.55	\$49,300
^Information and Record Clerks (HS)	\$21.21	\$21.01	\$22.71	\$44,100
Executive Secretaries and Administrative Assistants (HS)	\$34.63	\$34.44	\$37.69	\$72,000
^General Office Clerks (HS)	\$21.04	\$20.60	\$22.51	\$43,800
^Receptionists and Information Clerks (HS)	\$17.66	\$17.42	\$19.33	\$36,700
^Bookkeeping, Accounting, and Auditing Clerks (PSC)	\$24.23	\$23.17	\$26.25	\$50,400
Human Resource Specialists (B)	\$36.02	\$35.02	\$40.54	\$74,900
Market Analysts and Marketing Specialists (B)	\$35.22	\$34.01	\$48.24	\$73,300

Average hourly wage based on listed occupations

(HS = High School Diploma; PSC= Postsecondary Certificate; A = Associates Degree; B = Bachelor's Degree; M = Master's Degree; D = Professional or Doctorate Degree)

HD Average wages based on listed occupations

^High Demand Occupation

Current Gender Breakdown

