



**+252**  
5-year Job Demand  
Increase in  
MDCP Region

**Average Hourly  
Wage**

**\$34.81**  
MDCP Region

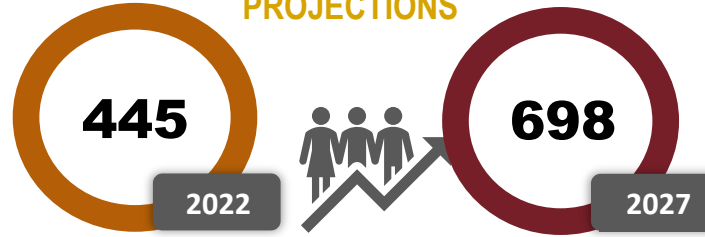
**\$35.34**  
SB County

**\$35.56**  
California



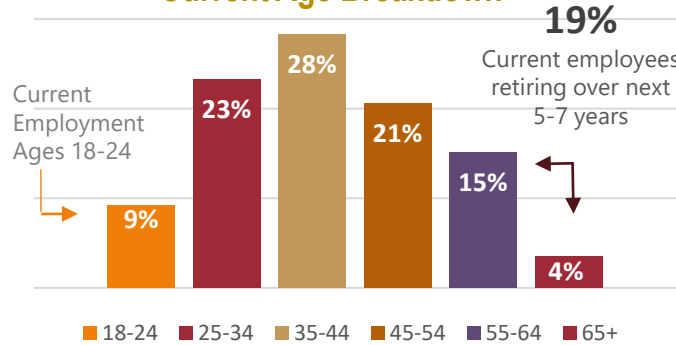
**MDCP  
Regional Labor Market  
Snapshot**  
**Occupations  
Associated  
Agriculture  
Sciences**

## EMPLOYMENT PROJECTIONS



5-year demand includes new jobs, transfers, and retirements

## Current Age Breakdown



## CONTINUING EDUCATION AND TRAINING

### Program

AS Agricultural Plant Sciences  
BS Environmental Biology  
BS Plant Biology  
BA Environmental Studies  
MS Ecology  
BS Environmental Science

### College

Victor Valley CC  
Cal Poly, Pomona  
UC Riverside  
Cal State San Bernardino  
Cal State San Diego  
UC Los Angeles

For information on VVC's Agriculture certificate:  
<https://catalog.vvc.edu/degrees-certificates/agriculture-natural-resources/natural-resource-environmental-technology-ca/>

## LOCAL EMPLOYERS



### Employer

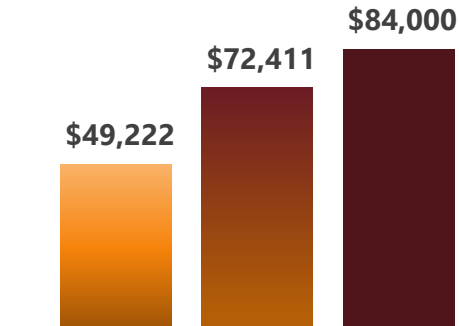
Epps Urban Homestead  
Neil's Landscape & Seed  
Oak Hills Nursery  
Tractor Supply Co  
US Dept of Agriculture  
Victor Valley College

### Website

<https://eppsurbanhomestead.weebly.com/>  
<https://porch.com/apple-valley>  
<http://www.oakhillsnursery.com/>  
<https://tractorsupply.jobs/>  
<http://cms.sbcounty.gov/awm/Home.aspx>  
<http://www.vvc.edu/academic/agriculture/>

## Salary Guide

AVERAGE BY EXPERIENCE



■ Starting ■ Average ■ Experienced

## AVERAGE WAGE INFORMATION PER JOBS IN REGION

### Occupation

Occupation	Average Hourly Wage			
	HD	SBC	California	HD Average Salary
Water & Wastewater Treatment System Operator (HS)	\$34.18	\$34.16	\$35.15	\$71,000
Agricultural Technicians (A)	\$22.15	\$20.18	\$24.49	\$46,100
Environmental Science and Protection Technicians (A)	\$24.18	\$24.37	\$25.30	\$50,300
Forest & Conservation Technicians (A)	\$22.55	\$22.91	\$21.29	\$46,900
Hydrologic Technicians (A)	\$32.80	\$32.05	\$33.65	\$68,200
Biological Technicians (B)	\$22.62	\$22.09	\$26.52	\$47,000
Environmental Engineers (B)	\$51.13	\$50.71	\$55.37	\$106,400
Landscape Architects (B)	\$40.67	\$40.43	\$43.12	\$84,600
Hydrologists (B)	\$63.02	\$71.19	\$55.16	\$131,100

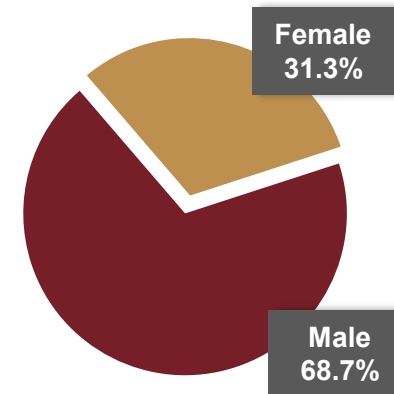
Average hourly wage based on listed occupations

(HS = High School Diploma; PSC = Postsecondary Certificate; A = Associates Degree; B = Bachelor's Degree; M = Master's Degree; D = Professional or Doctorate Degree)

HD Average wages based on listed occupations

^High Demand Occupation

## Current Gender Breakdown



Serving the High Desert Region