



**+3,348**  
5-year Job Demand  
Increase in  
MDCP Region

**Average Hourly  
Wage**

**\$35.02**  
MDCP Region


**\$34.97**  
SB County

**\$37.80**  
California

**MDCP  
Regional Labor Market  
Snapshot**  
**JOBS in  
Allied Health and  
Medical  
Occupations**



## EMPLOYMENT PROJECTIONS



5-year demand includes new jobs, transfers, and retirements

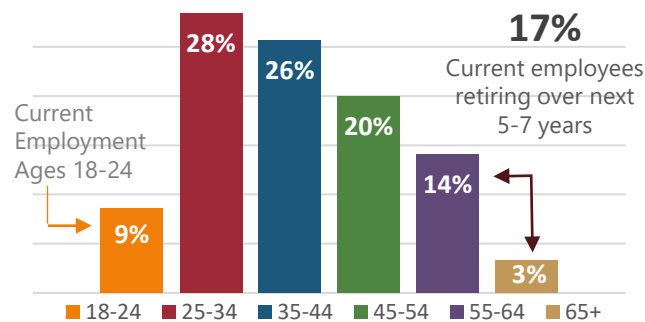


## CONTINUING EDUCATION AND TRAINING

Program	College
AS Public Health Science	Victor Valley CC
BS Public Health	Cal State San Bernardino
MS Nutrition Science	Cal State San Bernardino
BS Public Health Sciences	UC Irvine
BS Nursing	UC Irvine
MS Dietetics	Cal Poly Pomona

For information on VVC's degree visit:  
<https://catalog.vvc.edu/degrees-certificates/health/nutrition-dietetics-ast/>

## Current Age Breakdown



## LOCAL EMPLOYERS

### Employer

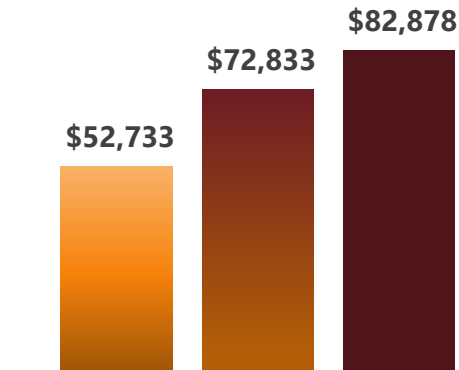
- A Dietitians Exchange
- Desert Valley Hospital
- Kaiser Permanente
- Let's Nutrition
- St. Mary's Medical Center
- RCMC Medical Center
- Choice Medical Group

### Website

- <https://a-dietitians-exchange.com/>
- <https://www.dvmc.com/careers/>
- <https://www.kaiserpermanentejobs.org>
- <https://letsnutrition.com/>
- <https://psjhealth.jobs/>
- <https://www.rcmcmcdicalcenter.com/>
- <https://www.choicemg.com/>

## Salary Guide

AVERAGE BY EXPERIENCE



Starting Average Experienced

## AVERAGE WAGE INFORMATION PER JOBS IN REGION

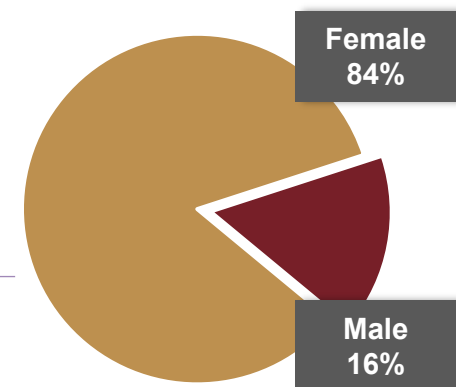
Occupation	Average Hourly Wage			HD Average Salary
	HD	SBC	California	
^(LVN) Licensed Practical Vocation Nurse (PSC)	\$30.76	\$30.38	\$33.08	\$64,000
^Medical Assistants (PSC)	\$20.11	\$19.91	\$22.81	\$41,800
^Nursing Assistants (PSC)	\$18.65	\$17.70	\$20.31	\$38,800
Dietetic Technicians (A)	\$20.77	\$20.58	\$22.36	\$43,200
Medical and Clinical Lab Technicians (B)	\$32.41	\$32.50	\$34.58	\$67,400
^Registered Nurses (B)	\$56.54	\$56.31	\$62.89	\$117,600
Dietitians and Nutritionists (B)	\$38.14	\$38.04	\$41.77	\$79,300
^Counselor (M)	\$32.29	\$33.14	\$31.99	\$67,200
Physician Assistants (M)	\$65.47	\$65.48	\$70.45	\$136,200

Average hourly wage based on listed occupations  
(HS = High School Diploma; PSC= Postsecondary Certificate; A = Associates Degree; B = Bachelor's Degree; M = Master's Degree, D = Professional or Doctorate Degree)

HD Average wages based on listed occupations

^High Demand Occupation

## Current Gender Breakdown



Serving the High Desert Region

Employment and wage data Source: CHMURA JobsEQ 2022 Q3 MDCP Region (HD) - San Bernardino County (SBC), and California