



+354
5-year Job Demand
Increase in
MDCP Region

Average Hourly Wage

\$40.73
MDCP Region

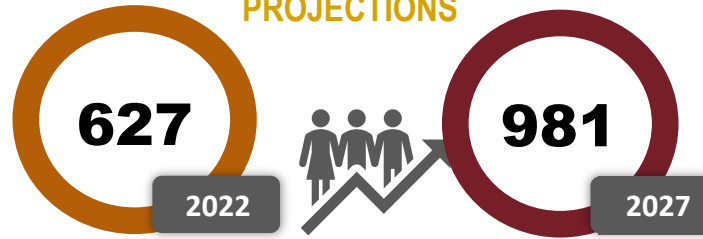
\$39.73
SB County

\$45.01
California



MDCP Regional Labor Market Snapshot
JOBS in Allied Health & Public Health Occupations

EMPLOYMENT PROJECTIONS



5-year demand includes new jobs, transfers, and retirements

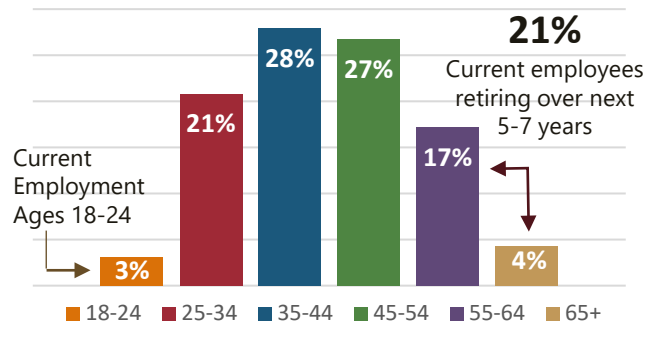


CONTINUING EDUCATION AND TRAINING

Program	College
AS Nutrition and Dietetics	Victor Valley CC
AS Nursing	Victor Valley CC
BS Public Health	Cal State San Bernardino
MS Nutrition Science	Cal State San Bernardino
BS Public Health Sciences	UC Irvine
MS Biostatistics	Cal State San Diego
BSN Nursing	Cal Baptist University

For information on VVC's certificate visit:
<https://catalog.vvc.edu/degrees-certificates/health-public-health-science-ast/>

Current Age Breakdown



LOCAL EMPLOYERS

Employer

Desert Mountain Children's Center
Desert Valley Hospital
Kaiser Permanente
Heritage Medical Group
St. Mary's Medical Center
Dept. of Public Health SBC
Choice Medical Group

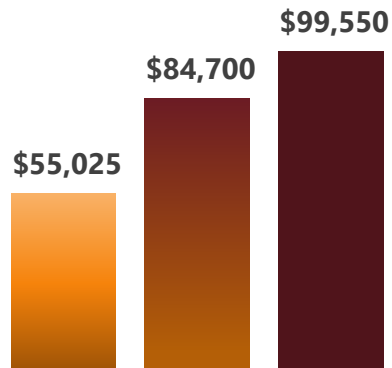


Website

www.dmchildrencenter.org
<https://www.dvmc.com/careers/>
<https://www.kaiserpermanentejobs.org>
<https://www.hvvmg.com/career/>
<https://psjhealth.jobs/>
<https://dph.sbcounty.gov/>
<https://www.choicemg.com/>

Salary Guide

AVERAGE BY EXPERIENCE



Starting Average Experienced

AVERAGE WAGE INFORMATION PER JOBS IN REGION

Occupation	Average Hourly Wage			HD Average Salary
	HD	SBC	California	
Health Information Technologists/Medical Registrars (A)	\$40.02	\$39.64	\$44.42	\$83,200
Emergency Management Directors (B)	\$54.01	\$52.28	\$56.93	\$112,400
Environmental Scientists and Specialists, Including Health (B)	\$44.16	\$43.38	\$48.53	\$91,800
Medical and Clinical Laboratory Technicians	\$32.41	\$32.50	\$34.58	\$67,400
^Medical and Health Services Managers (B)	\$59.63	\$59.24	\$65.97	\$124,000
Statistical Assistants (B)	\$28.14	\$27.24	\$31.54	\$58,500
Social Science Research Assistants B)	\$28.64	\$27.58	\$30.49	\$59,600
Epidemiologists (M)	\$38.80	\$35.95	\$47.63	\$80,700

Average hourly wage based on listed occupations
(HS = High School Diploma; PSC= Postsecondary Certificate; A = Associates Degree; B = Bachelor's Degree; M = Master's Degree, D = Professional or Doctorate Degree)

HD Average wages based on listed occupations
^High Demand Occupation

Current Gender Breakdown

