



**+7,129**  
5-year Job Demand Increase in MDCP Region

**Average Hourly Wage**

**\$25.89**  
MDCP Region

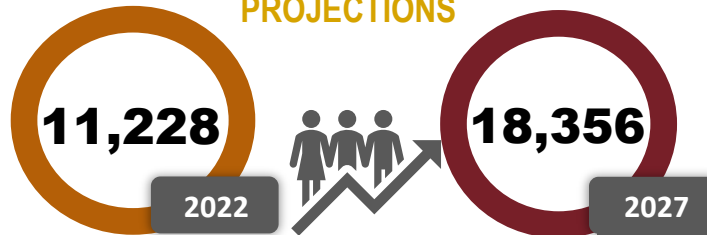
**\$25.38**  
SB County

**\$28.73**  
California

**MDCP Regional Labor Market Snapshot**  
**Occupations In Business & Management Occupations**



### EMPLOYMENT PROJECTIONS



5-year demand includes new jobs, transfers, and retirements



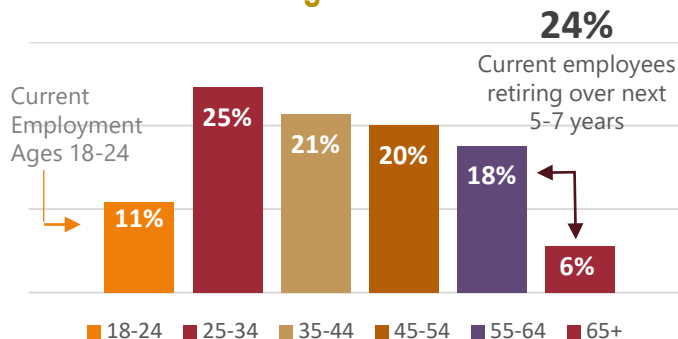
### CONTINUING EDUCATION AND TRAINING

| Program                            | College                  |
|------------------------------------|--------------------------|
| AS Business Administration         | Victor Valley CC         |
| AS Business Education Technologies | Victor Valley CC         |
| BA Administration Management       | Cal State San Bernardino |
| BA Accounting                      | Cal State San Bernardino |
| MS Business Analytics              | Cal State San Bernardino |
| MBA Business Administration        | Cal Poly Pomona          |
| MS Business Analytics              | UC Riverside             |

For information on VVC's certificate:

<https://catalog.vvc.edu/degrees-certificates/business-education-technologies/spreadsheet-processor-ccp/>

### Current Age Breakdown



### LOCAL EMPLOYERS

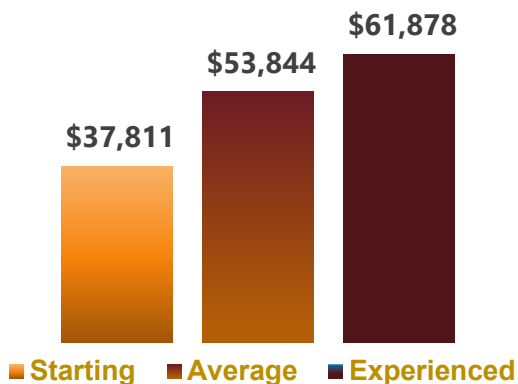
- Employer**
- Culture Plug
  - Desert Accounting Service
  - Desert Community Bank
  - NewsPlus
  - Premier One Realty
  - Raymond James
  - Saddlerock Reverse Mortgage



- Website**
- <https://www.cultureplug.com/>
  - <https://www.das1040.com/home>
  - <https://dcbk.org/about-us/careers.html>
  - <https://4newsplus.com/>
  - <http://www.vvmls.com/>
  - <https://www.raymondjames.com/careers>
  - <http://saddlerockreverse.com/>

### Salary Guide

AVERAGE BY EXPERIENCE



### AVERAGE WAGE INFORMATION PER JOBS IN REGION

| Occupation   | Average Hourly Wage |         |            | HD Average Salary |
|--|---------------------|---------|------------|-------------------|
|  | HD                  | SBC     | California |                   |
| Data Entry Keyers (HS)                                   | \$19.27             | \$18.96 | \$20.77    | \$40,100          |
| ^Financial Clerks (HS)                                   | \$23.70             | \$23.23 | \$25.55    | \$49,300          |
| ^Information and Record Clerks (HS)                      | \$21.21             | \$21.01 | \$22.71    | \$44,100          |
| Executive Secretaries and Administrative Assistants (HS) | \$34.63             | \$34.44 | \$37.69    | \$72,000          |
| ^General Office Clerks (HS)                              | \$21.04             | \$20.60 | \$22.51    | \$43,800          |
| ^Receptionists and Information Clerks (HS)               | \$17.66             | \$17.42 | \$19.33    | \$36,700          |
| ^Bookkeeping, Accounting, and Auditing Clerks (PSC)      | \$24.23             | \$23.17 | \$26.25    | \$50,400          |
| Human Resource Specialists (B)                           | \$36.02             | \$35.02 | \$40.54    | \$74,900          |
| Market Analysts and Marketing Specialists (B)            | \$35.22             | \$34.01 | \$48.24    | \$73,300          |

Average hourly wage based on listed occupations  
(HS = High School Diploma; PSC= Postsecondary Certificate; A = Associates Degree; B = Bachelor's Degree; M = Master's Degree; D = Professional or Doctorate Degree)

HD Average wages based on listed occupations  
**^High Demand Occupation**

### Current Gender Breakdown

