



Financial Aid Self-Service

Financial Aid Self-Service allows students to review their Award, Academic Progress, and check for any pending notifications.

1. Login to [WebAdvisor](#)
2. Select the Financial Aid Self-Service link

A screenshot of a web application menu titled "Financial Aid". The menu items are: "Financial Aid Forms", "Financial Aid Self-Service", "2019-2020 Financial Aid Document Upload", and "2020-2021 Financial Aid Document Upload".

3. You can review your Financial Aid by selecting the Award Year:

A screenshot of a dropdown menu for selecting an award year. The text "Select an Award Year:" is followed by a dropdown box containing "2020/2021 Academic Year" and a downward arrow.

4. Check to see if there are pending items under Action Needed:

A screenshot of a checklist item. The title is "Checklist". Below it is a yellow warning icon followed by the text "Action Needed" and a link: "Submit a Free Application for Federal Student Aid (FAFSA)".


<https://studentaid.gov/> School Code: 001335

<https://dream.csac.ca.gov> (Dreamers)

A screenshot of a checklist item. The text "Action Needed" is followed by a link: "Complete required documents".

<http://www.vvc.edu/offices/financial-aid/FA-forms.shtml>


5. Review your Satisfactory Academic Progress:

 [Your most recent Satisfactory Academic Progress \(SAP\) evaluation has a\(n\) Satisfactory](#)

SAP Status Date Reviewed: 1/16/2020

Evaluation Period: 2019FA - 2019FA


Program: Associate in Science, Nursing

SAP Status:  Satisfactory

[^ What does Satisfactory Academic Progress mean?](#)

<http://www.vvc.edu/offices/financial-aid/sap.shtml>

6. Review your award letter:

 **Completed** [Review and accept your Financial Aid Award Package](#)

You have the following Awards

Your award package assumes you will be enrolled full-time. If you enroll less than full-time, the financial aid you actually receive



Scholarships and Grants
Money you don't have to pay back

\$1,758.00

Award	Status	Total Awarded Amount
BOG B AWARD View award	ACCEPTED	\$1,758.00

No need to accept since all grants awarded are automatically accepted in the system

7. To complete Required Documents, select the link.

 **Action Needed** [Complete required documents](#)

- a. Items that need to be either submitted or clarified before your Financial Aid package can be awarded will display.

8. Click on the items needing to be completed.

Incomplete	
Incomplete	<p>2018 Stu Irs Transcript</p> <p>2018 Student/Spouse IRS Transcript which can be obtained by visiting the site below or by calling 1-800-908-9946 or 1-800-829-1040 For address changes call 1-800-829-4933</p> <p><u>IRS Website</u> https://www.irs.gov/individuals/get-transcript</p>
Incomplete	<p>Independent Verification V1-I</p> <p>Please click on the link to complete the required form and submit it to the Financial Aid Office.</p> <p><u>Dependent/Independent Verification V1</u></p>

9. Submit required documents to the corresponding year by clicking the Financial Aid Document Upload link provided.



10. The Financial Aid Document Upload link will open a new form. You may need to sign in again.

- a. Provide your seven-digit Student ID
- b. Provide a brief description of forms, i.e. (Verification, Appeal, etc.)
- c. Upload documentation for the corresponding year
- d. Esign, Submit Form, and **you're done!**

After you have submitted your documents, please allow some time to complete the intake. Your Financial Aid Documents will be reviewed, and your application will be processed. Please monitor your WebAdvisor Financial Aid Self-Service for any updates. It may take up to 45 business days for Financial Aid to process a file.

For additional information, please contact Financial Aid at financialaid@vvc.edu or 760.245.4271 ext. 2277